

FSR
KHSU-FM (1290)
Arcata , CA

PART 1 - REVENUE AND SUPPORT

	2021 data	2022 data	Revision
1. Federal government agencies	\$211,462	\$0	\$
Variance greater than 25%.			
2. Corporation for Public Broadcasting (CPB)	\$332,354	\$128,446	\$
Variance greater than 25%.			
3. All other public broadcasting entities	\$0	\$0	\$
4. State and local boards and departments of education or other state and local government or agency sources	\$0	\$0	\$
	<u>2021 data</u>	<u>2022 data</u>	
4.1 Amount on Line 4 that represents appropriations and other direct support from the licensee	\$0	\$0	\$
5. Colleges and universities	\$0	\$231,365	\$
6. Foundations and nonprofit associations	\$1,879	\$0	\$
Variance greater than 25%.			
7. Business and Industry	\$0	\$0	\$
8. Memberships and subscriptions (net of write-offs)	\$36,537	\$0	\$
Variance greater than 25%.			
9. Net revenue from auctions and other special fund raising activities	\$0	\$0	\$
10. Passive income (interest, dividends, royalties, etc.)	\$26,872	\$28,400	\$
11. Other (specify)	\$0	\$0	\$
12 Total Direct Revenue (sum of lines 1 through 11)	\$609,104	\$388,211	\$
Variance greater than 25%.			

Less revenue that does not qualify as NFFS:

13. Federal, CPB and public broadcasting revenues (sum of lines 1, 2 and 3)	\$543,816	\$128,446	\$
---	-----------	-----------	----

Variance greater than 25%.

14. Other revenue on line 12 not meeting NFFS criteria (from FSR Worksheet line W19. below)	\$11,009	\$858	\$
---	----------	-------	----

Variance greater than 25%.

15. Total Direct Nonfederal Financial Support (line 12 less lines 13 and 14)	\$54,279	\$258,907	\$
--	----------	-----------	----

Variance greater than 25%.

16a. In-kind contributions allowable as NFFS (see instructions)	\$0	\$0	\$
---	-----	-----	----

16b. In-kind contributions unallowable as NFFS (see instructions)	\$0	\$0	\$
---	-----	-----	----

16c. Indirect administrative support (see instructions)	\$79,195	\$59,865	\$
---	----------	----------	----

16. Total in-kind revenue and indirect administrative support (lines 16a, 16b and 16c)	\$79,195	\$59,865	\$
--	----------	----------	----

17. Total Revenue (sum of lines 12 and 16)	\$688,299	\$448,076	\$
--	-----------	-----------	----

Variance greater than 25%.

PART 2 - EXPENSES

	2021 data	2022 data	Revision
--	-----------	-----------	----------

+ 18. Programming and Production	\$124,926	\$295,865	\$
----------------------------------	-----------	-----------	----

A. Restricted Radio CSG	\$55,255	\$27,615	\$
-------------------------	----------	----------	----

Variance greater than 25%.

B. Unrestricted Radio CSG	\$35,187	\$76,162	\$
---------------------------	----------	----------	----

Variance greater than 25%.

C. Other CPB Funds	\$0	\$0	\$
--------------------	-----	-----	----

D. All non-CPB Funds	\$34,484	\$192,088	\$
----------------------	----------	-----------	----

Variance greater than 25%.

+ 19. Broadcasting and engineering	\$106,139	\$35,489	\$
A. Restricted Radio CSG	\$23,428	\$0	\$
Variance greater than 25%.			
B. Unrestricted Radio CSG	\$59,936	\$24,670	\$
Variance greater than 25%.			
C. Other CPB Funds	\$0	\$0	\$
D. All non-CPB Funds	\$22,775	\$10,819	\$
Variance greater than 25%.			
+ 20. Program Information and Promotion	\$0	\$17,744	\$
A. Restricted Radio CSG	\$0	\$0	\$
B. Unrestricted Radio CSG	\$0	\$0	\$
C. Other CPB Funds	\$0	\$0	\$
D. All non-CPB Funds	\$0	\$17,744	\$
+ 21. Management and General	\$136,209	\$35,228	\$
A. Restricted Radio CSG	\$0	\$0	\$
B. Unrestricted Radio CSG	\$19,355	\$0	\$
Variance greater than 25%.			
C. Other CPB Funds	\$0	\$0	\$
D. All non-CPB Funds	\$116,854	\$35,228	\$
Variance greater than 25%.			
+ 22. Fund Raising and Membership Development	\$789	\$35,235	\$
A. Restricted Radio CSG	\$0	\$0	\$
B. Unrestricted Radio CSG	\$0	\$0	\$
C. Other CPB Funds	\$0	\$0	\$

D. All non-CPB Funds	\$789	\$35,235	\$
Variance greater than 25%.			
+ 23. Underwriting and Grant Solicitation	\$0	\$0	\$
A. Restricted Radio CSG	\$0	\$0	\$
B. Unrestricted Radio CSG	\$0	\$0	\$
C. Other CPB Funds	\$0	\$0	\$
D. All non-CPB Funds	\$0	\$0	\$
+ 24. Depreciation and Amortization (if not allocated above - see instructions)	\$0	\$0	\$
A. Restricted Radio CSG	\$0	\$0	\$
B. Unrestricted Radio CSG	\$0	\$0	\$
C. Other CPB Funds	\$0	\$0	\$
D. All non-CPB Funds	\$0	\$0	\$
+ 25. Total Operating Expenses (sum of lines 18 through 24)	\$368,063	\$419,561	\$
A. Total Restricted Radio CSG (sum of Lines 18.A, 19.A, 20.A, 21.A, 22.A, 23.A, 24.A)	\$78,683	\$27,615	\$
Variance greater than 25%.			
B. Total Unrestricted Radio CSG (sum of Lines 18.B, 19.B, 20.B, 21.B, 22.B, 23.B, 24.B)	\$114,478	\$100,832	\$
C. Total Other CPB Funds (sum of Lines 18.C, 19.C, 20.C, 21.C, 22.C, 23.C, 24.C)	\$0	\$0	\$
D. Total All non-CPB Funds (sum of Lines 18.D, 19.D, 20.D, 21.D, 22.D, 23.D, 24.D)	\$174,902	\$291,114	\$
Variance greater than 25%.			
Additional Information			
26a. Land and Buildings	\$2,123	\$0	\$
Variance greater than 25%.			
26b. Equipment	\$21,298	\$1,987	\$

Variance greater than 25%.

26c. All Other	\$0	\$0	\$
26. Cost of Capital Assets Purchased or Donated	\$23,421	\$1,987	\$

Variance greater than 25%.

PART 3 - NFFS EXCLUSION WORKSHEET

2021 data

2022 data

Revision

Use the following worksheet to report revenue not meeting the criteria for inclusion as NFFS. Unless revenue meets the specific criteria defined in the Communications Act of 1934, as amended, it must be excluded from NFFS. This Worksheet is used to report revenue that must be excluded from the total amount shown on line 12 above.

List revenue from for-profit corporations or individuals included in Part I - Total Direct Revenue (line 12), above, that is for the sale of goods and services as specified below:

W1. Production, taping, or other broadcast related activities	\$0	\$0	\$
W2. Telecasting production / teleconferencing	\$0	\$0	\$
W3. Foreign rights	\$0	\$0	\$
W4. Rentals of membership lists	\$0	\$0	\$
W5. Rentals of studio space, equipment, tower, parking space	\$0	\$0	\$
W6. Leasing of SCA, VBI, ITFS channels	\$0	\$0	\$
W7. Sale of programs or program rights for public performance	\$0	\$0	\$
W8. Sale or rental of program transcripts or recording for other than public performance, including private use	\$0	\$0	\$
W9. Gains or losses on sale of assets and securities transactions (reliaized or unrealized)	\$11,009	\$858	\$

Variance greater than 25%.

W10. Sale of premiums	\$0	\$0	\$
W11. Royalty income from licensing fees	\$0	\$0	\$
W12. Other revenue not listed above and not includable by definition	\$0	\$0	\$

List below any revenue claimed in Part I - Revenue and Support (lines 4 through 11), above, that is represented by the following activities regardless of source:

W13. A wholly owned or partially owned for-profit subsidiary regardless of the nature of the business	\$0	\$0	\$
W14. A wholly owned or partially owned nonprofit subsidiary	\$0	\$0	\$
W15. Sale of program guides	\$0	\$0	\$
W16. Program guide advertising attributable to that percent of total copies distributed that have been sold through normal retail outlets and/or by magazine subscription	\$0	\$0	\$
W17. Refunds, rebates, reimbursements, and insurance proceeds	\$0	\$0	\$
W18. Other	\$0	\$0	\$
W19. Total revenue not meeting criteria for inclusion as NFFS (sum of lines W1-W18)	\$11,009	\$858	\$

Variance greater than 25%.

Choose Reporting Model

You **must** choose a reporting model in order to complete Schedule FSR.

- FASB
 GASB REPORTING MODEL A proprietary enterprise-fund financial statements with business-type activities only
 GASB REPORTING MODEL B public broadcasting entity-wide statements with mixed governmental and business-type activities

Choose

Reconciliation of FSR with

Audited Financial Statements Description


	2021 data	2022 data	Revision
R1. Total support and revenue - without donor restrictions	\$688,299	\$565,655	\$
R2. Total support and revenue - with donor restrictions	\$0	\$0	\$
R3. Total support and revenue - other	\$0	\$0	\$
R4. Total of R1-R3	\$688,299	\$565,655	\$
Difference between AFS and FSR (Part 1, line 17 less line R4)	\$0	\$-117,579	\$
Is Difference equal to 0? If not, please list reconciling items (using Add below)	\$0	\$-117,579	\$

Description	Amount	Revision
Difference in IAS allowed as NFFS per CPB desk review	\$-117,579	\$

NFFS SUMMARY


2021 data 2022 data Revision

1. Direct Revenue - Part I, line 15


\$54,279 \$258,907 \$ 

Variance greater than 25%.


2. In-kind Contributions - Part I, line 16a

\$0 \$0 \$ 

3. Indirect administrative support - Part I, line 16c

\$79,195 \$59,865 \$ 

4. Total NFFS (sum of Part 1, lines 15, 16a, and 16c)

\$133,474 \$318,772 \$ 

Variance greater than 25%.

Comments

Comment	Name	Date	Status
---------	------	------	--------

